

Prepared for:

John Jones

Illustration Date:

June 18, 2008

Prepared by:

John T. Agent

Senior Income Solutions, LLC
330 Maple Street, Suite 205
Des Moines, IA 50319
515-555-1212



THE FLEXIBLE INCOME STREAM

An illustration to help you securely maximize your income for the rest of your life

\$100,000 Principal Income Comparison

Prepared for John Jones
By John T. Agent
June 18, 2008

ABC Bank CD at 4.000%

Advantages

- Safety of Principal
- Available for Emergencies
- Competitive Interest Rates
- FDIC Insured

Disadvantages

- Income is Fully Taxable
- Penalty for Early Withdrawal

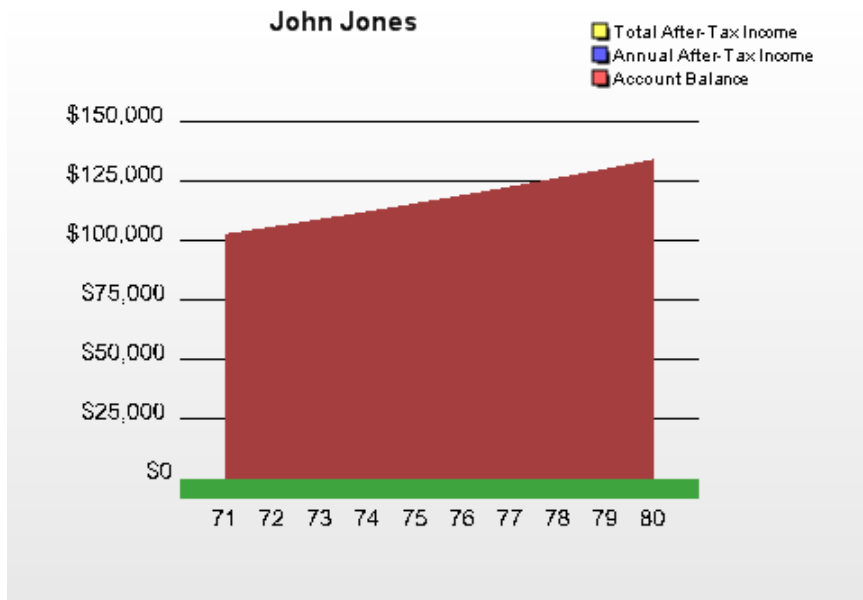
Recommended Strategy

Advantages

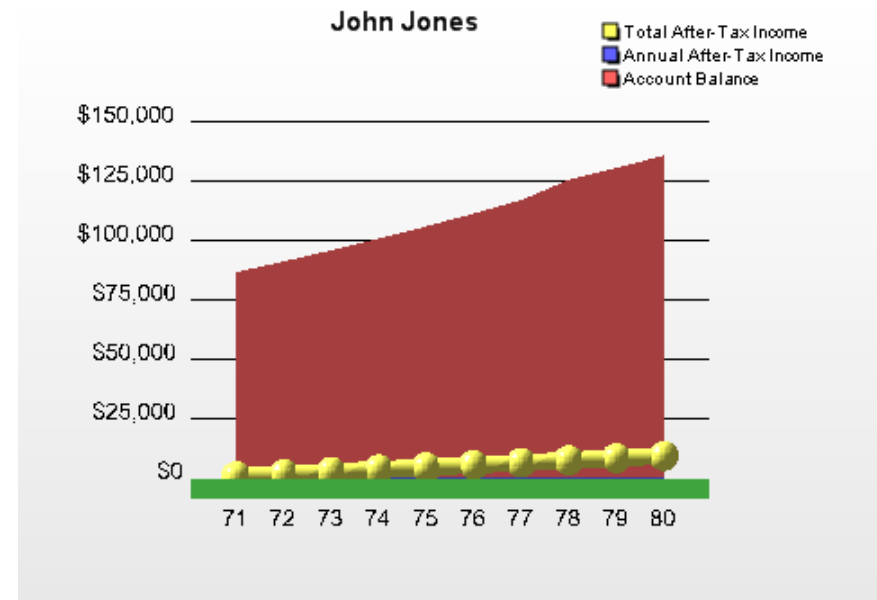
- Safety of Principal
- Available for Emergencies
- Competitive Interest Rates
- Income is Tax Advantaged

Disadvantages

- Penalty for Early Withdrawal
- Not FDIC Insured



\$0 Total After-Tax Income



\$9,535 Total After-Tax Income

This page must be accompanied with company approved illustrations and/or brochures. Annuities are products of the insurance industry and are not guaranteed by any bank, or insured by the FDIC. Values are not guaranteed and are for illustrative purposes only. After-tax income assumes a 25% tax bracket.

\$100,000 Principal Income Comparison

Prepared for John Jones
By John T. Agent
June 18, 2008

		ABC Bank CD					Recommended Strategy				
		(1)	(2)	(3)	(4)	(5)	(6)	(7)	(8)	(9)	(10)
End of Year	Age	Account Balance	Annualized Income	Less Income Taxes	After-Tax Income	Total After-Tax Income to Date	Account Balance	Annualized Annuity Payout	Less Income Taxes	After-Tax Income	Total After-Tax Income to Date
1	71	103,000	1,000	1,000	0	0	86,937	1,000	47	954	954
2	72	106,090	1,030	1,030	0	0	91,408	1,000	47	954	1,907
3	73	109,273	1,061	1,061	0	0	96,097	1,000	47	954	2,861
4	74	112,551	1,093	1,093	0	0	101,016	1,000	47	954	3,814
5	75	115,927	1,126	1,126	0	0	106,174	1,000	47	954	4,768
6	76	119,405	1,159	1,159	0	0	111,583	1,000	47	954	5,721
7	77	122,987	1,194	1,194	0	0	117,255	1,000	47	954	6,675
8	78	126,677	1,230	1,230	0	0	125,717	1,000	47	954	7,628
9	79	130,477	1,267	1,267	0	0	130,746	1,000	47	954	8,582
10	80	134,392	1,305	1,305	0	0	135,976	1,000	47	954	9,535

Notes to the Ledger Page

- 1) Combined balance of ABC Bank CD, comprised of assets earning an assumed rate of 4.000% for all years.
- 2) Annualized Income withdrawn from the Account Balance in column 1.
- 3) Assumes a taxable rate of 25% tax rate. This rate could be higher or lower in the future.
- 4) After-tax Income is the Annualized Income from column 2 less the Income Taxes in column 3.
- 5) Total After-tax Income to Date is the yearly totals from column 4.
- 6) Annuity Portfolio Account Balance is the approximate cash surrender value of all interest earning annuity accounts. Interest earned is deemed to be tax-deferred until withdrawn as income. Most of the large drop at the beginning of each period is due to purchasing an Immediate Annuity in the first year that is guaranteed to pay \$1,000.00* Annual Income for 10 years.
- 7) Annualized Annuity Payout consists of a single account that starts in year 1 and ends in year 10. If death occurs during the 10 year payout period, the payout will continue until the end of the 10 year period represented. See company-approved illustrations and brochures for assumptions, limitations, guaranteed values, and guaranteed payouts.
- 8) Income taxes illustrated are based on the taxable portion of the Annuity Payout. In the early years most of the income received is a tax-free return of principal. This illustration assumes a 25% tax rate which could be higher or lower in the future. These calculations are provided for illustration purposes only. John T. Agent does not provide tax, legal, or accounting advice. You should consult with your attorney or qualified tax advisor about how these products may affect your specific situation.
- 9) After-tax Income is the Annualized Payout from column 7 less the Income Taxes in column 8.
- 10) Total After-tax Income to Date is the yearly totals from column 9.

I hereby acknowledge receipt of a copy of this illustration, and confirm that the guarantees, benefits and the relation between deposits and premiums to the account values, costs and benefits under the policy have been explained to me, have been fully disclosed to my satisfaction, are acceptable and that I have been given an opportunity to ask any questions about it. I acknowledge that I have been advised to consult with independent tax counsel regarding the tax treatment of the benefits provided under this contract.

Applicant's Signature

Date

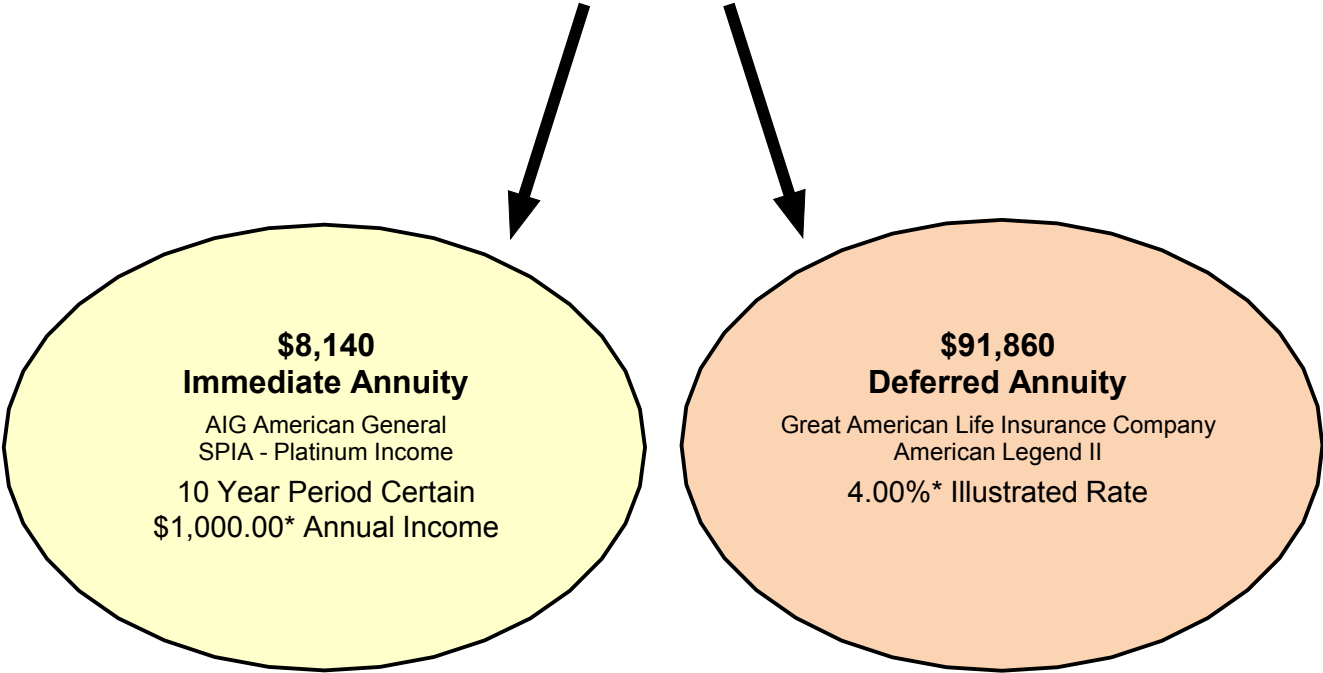
Agent

This page must be accompanied with company approved illustrations and/or brochures. Annuities are products of the insurance industry and are not guaranteed by any bank, or insured by the FDIC. Values are not guaranteed and are for illustrative purposes only. After-tax income assumes a 25% tax bracket.

Annuity Product Income Strategy

Prepared for John Jones
By John T. Agent
June 18, 2008

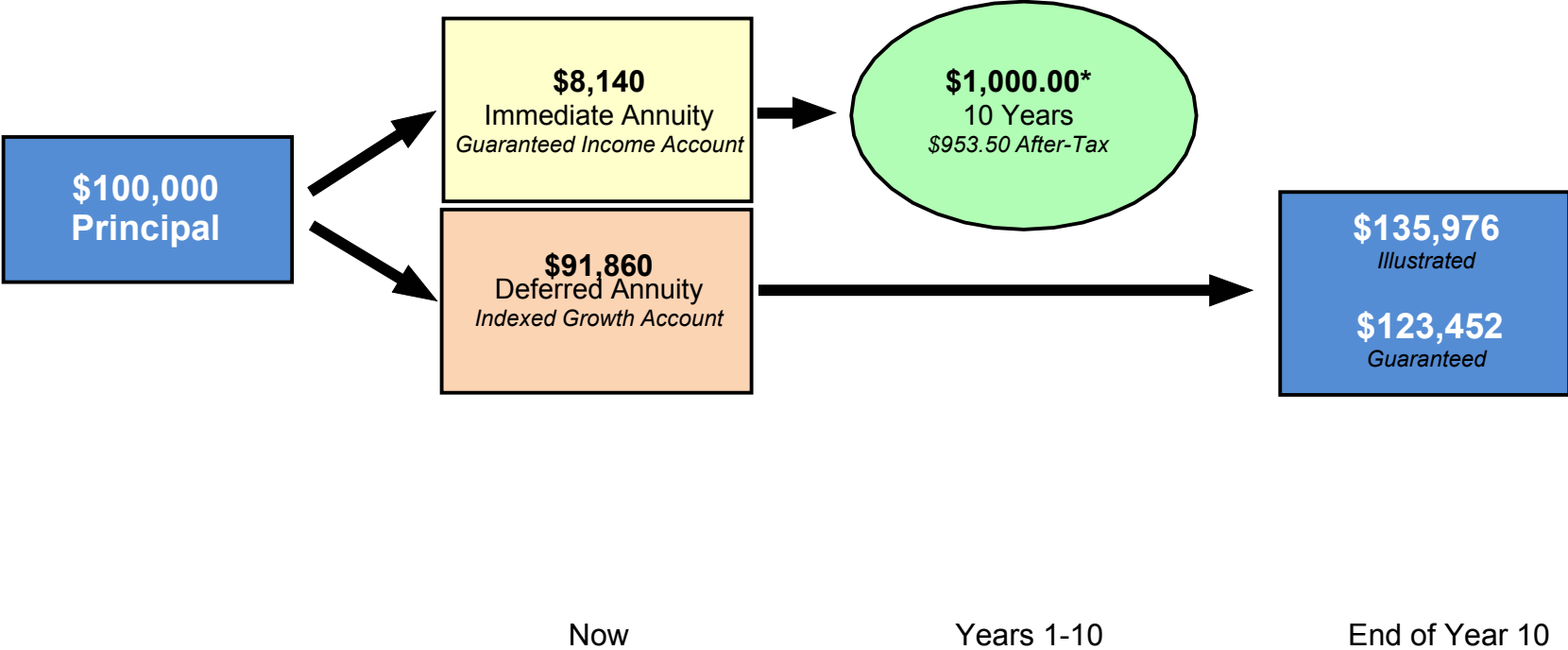
\$100,000 Principal
Split Into 2 Separate Annuity Accounts



* Value(s) entered by John T. Agent based on his / her knowledge of this product. This page must be accompanied with company approved illustrations and/or brochures. Annuities are products of the insurance industry and are not guaranteed by any bank, or insured by the FDIC. Values are not guaranteed and are for illustrative purposes only. After-tax income assumes a 25% tax bracket.

Annuity Product Income Strategy

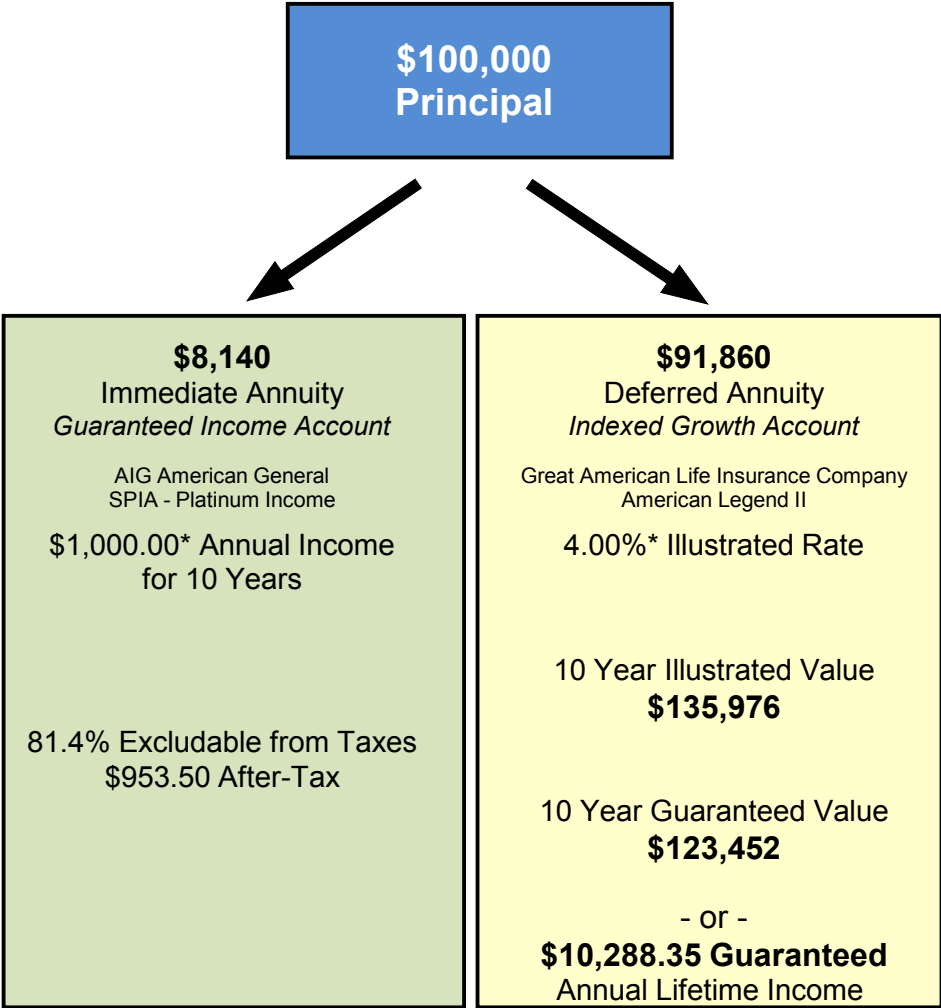
Prepared for John Jones
By John T. Agent
June 18, 2008



* Value(s) entered by John T. Agent based on his / her knowledge of this product. This page must be accompanied with company approved illustrations and/or brochures. Annuities are products of the insurance industry and are not guaranteed by any bank, or insured by the FDIC. Values are not guaranteed and are for illustrative purposes only. After-tax income assumes a 25% tax bracket.

Annuity Product Income Strategy

Prepared for John Jones
By John T. Agent
June 18, 2008



* Value(s) entered by John T. Agent based on his / her knowledge of this product. This page must be accompanied with company approved illustrations and/or brochures. Annuities are products of the insurance industry and are not guaranteed by any bank, or insured by the FDIC. Values are not guaranteed and are for illustrative purposes only. After-tax income assumes a 25% tax bracket.